

For Research Use Only

B3GALTL Polyclonal antibody

Catalog Number: 14601-1-AP



Basic Information

Catalog Number: 14601-1-AP	GenBank Accession Number: BC068595	Purification Method: Antigen affinity purification
Size: 260 µg/ml	GeneID (NCBI): 145173	Recommended Dilutions: WB 1:500-1:1000 IHC 1:20-1:200
Source: Rabbit	UNIPROT ID: Q6Y288	
Isotype: IgG	Full Name: beta 1,3-galactosyltransferase-like	
Immunogen Catalog Number: AG6146	Calculated MW: 57 kDa	
	Observed MW: 57 kDa	

Applications

Tested Applications:

IHC, WB, ELISA

Species Specificity:

human, mouse

Note-IHC: suggested antigen retrieval with TE buffer pH 9.0; (*) Alternatively, antigen retrieval may be performed with citrate buffer pH 6.0

Positive Controls:

WB : human heart tissue, mouse skeletal muscle tissue

IHC : human endometrial cancer tissue,

Background Information

Storage

Storage:

Store at -20°C. Stable for one year after shipment.

Storage Buffer:

PBS with 0.02% sodium azide and 50% glycerol pH 7.3.

Aliquoting is unnecessary for -20°C storage

For technical support and original validation data for this product please contact:


T: 4006900926

E: Proteintech-CN@ptglab.com

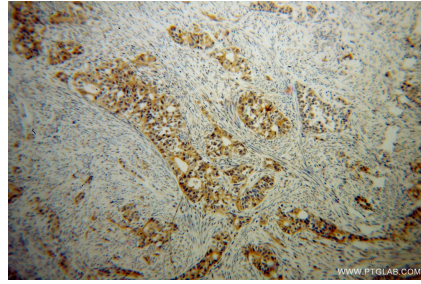
W: ptgcn.com

This product is exclusively available under Proteintech Group brand and is not available to purchase from any other manufacturer.

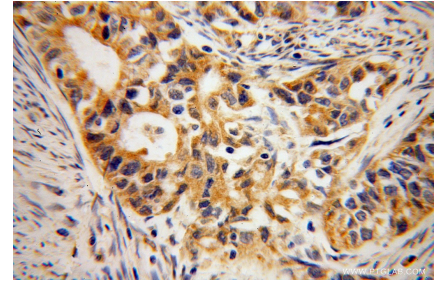
Selected Validation Data



human heart tissue were subjected to SDS PAGE followed by western blot with 14601-1-AP (B3GALTL antibody) at dilution of 1:600 incubated at room temperature for 1.5 hours.



Immunohistochemical analysis of paraffin-embedded human endometrial cancer using 14601-1-AP (B3GALTL antibody) at dilution of 1:50 (under 10x lens).



Immunohistochemical analysis of paraffin-embedded human endometrial cancer using 14601-1-AP (B3GALTL antibody) at dilution of 1:50 (under 40x lens).