

For Research Use Only

Collagen Type XXIII Polyclonal antibody

Catalog Number: 14337-1-AP

Featured Product

1 Publications



Basic Information

Catalog Number:

14337-1-AP

Concentration:

233 ug/ml

Source:

Rabbit

Isotype:

IgG

Immunogen Catalog Number:

AG5640

GenBank Accession Number:

BC042428

GeneID (NCBI):

91522

UNIPROT ID:

Q86Y22

Full Name:

collagen, type XXIII, alpha 1

Calculated MW:

52 kDa

Observed MW:

68-75 kDa

Purification Method:

Antigen affinity purification

Recommended Dilutions:

WB 1:500-1:1000

IHC 1:500-1:2000

Applications

Tested Applications:

WB, IHC, ELISA

Cited Applications:

WB

Species Specificity:

human, mouse, rat

Cited Species:

human

Note-IHC: suggested antigen retrieval with TE buffer pH 9.0; (*) Alternatively, antigen retrieval may be performed with citrate buffer pH 6.0

Positive Controls:

WB : mouse thymus tissue,

IHC : human colon tissue,

Background Information

Notable Publications

Author	Pubmed ID	Journal	Application
Fujiang Xu	28852123	Sci Rep	WB

Storage

Storage:

Store at -20°C. Stable for one year after shipment.

Storage Buffer:

PBS with 0.02% sodium azide and 50% glycerol

Aliquoting is unnecessary for -20°C storage

For technical support and original validation data for this product please contact:


T: 4006900926

E: Proteintech-CN@ptglab.com

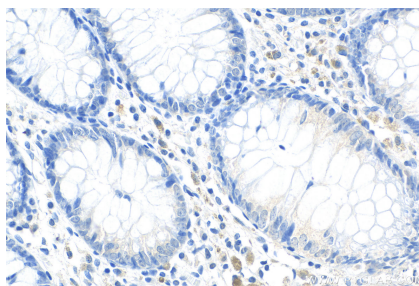
W: ptgcn.com

This product is exclusively available under Proteintech Group brand and is not available to purchase from any other manufacturer.

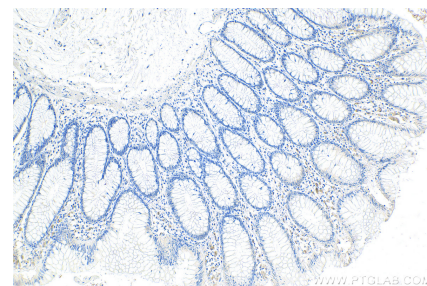
Selected Validation Data



mouse thymus tissue were subjected to SDS PAGE followed by western blot with 14337-1-AP (Collagen Type XXIII antibody) at dilution of 1:800 incubated at room temperature for 1.5 hours.



Immunohistochemical analysis of paraffin-embedded human colon tissue slide using 14337-1-AP (Collagen Type XXIII antibody) at dilution of 1:1000 (under 40x lens). Heat mediated antigen retrieval with Tris-EDTA buffer (pH 9.0).



Immunohistochemical analysis of paraffin-embedded human colon tissue slide using 14337-1-AP (Collagen Type XXIII antibody) at dilution of 1:1000 (under 10x lens). Heat mediated antigen retrieval with Tris-EDTA buffer (pH 9.0).