

For Research Use Only

VPS4A Polyclonal antibody, PBS Only

Catalog Number: 14272-1-PBS

Featured Product



Basic Information

Catalog Number:

14272-1-PBS

Concentration:

1 mg/ml

Source:

Rabbit

Isotype:

IgG

Immunogen Catalog Number:

AG5592

GenBank Accession Number:

BC047932

GeneID (NCBI):

27183

UNIPROT ID:

Q9UN37

Full Name:

vacuolar protein sorting 4 homolog A
(S. cerevisiae)

Calculated MW:

49 kDa

Observed MW:

48-55 kDa

Purification Method:

Antigen affinity purification

Applications

Tested Applications:

WB, IHC, Indirect ELISA

Species Specificity:

human, mouse, rat

Background Information

Vacuolar Protein Sorting 4A (VPS4A) is one of two human homologs of the yeast protein Vps4 and member of the AAA protein family (ATPases associated with diverse cellular activities).

Storage

Storage:

Store at -80°C.

The product is shipped with ice packs. Upon receipt, store it immediately at -80°C

Storage Buffer:

PBS only, pH7.3

For technical support and original validation data for this product please contact:

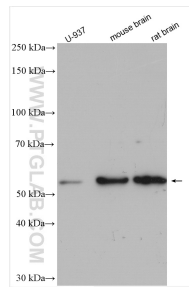
T: 4006900926

E: Proteintech-CN@ptglab.com

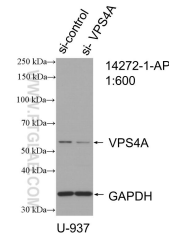
W: ptgcn.com

This product is exclusively available under Proteintech Group brand and is not available to purchase from any other manufacturer.

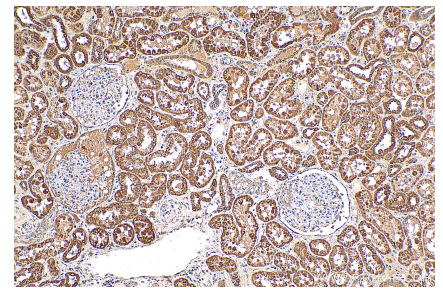
Selected Validation Data



Various lysates were subjected to SDS PAGE followed by western blot with 14272-1-AP (VPS4A antibody) at dilution of 1:3000 incubated at room temperature for 1.5 hours. This data was developed using the same antibody clone with 14272-1-PBS in a different storage buffer formulation.



WB result of VPS4A antibody (14272-1-AP; 1:600; incubated at room temperature for 1.5 hours) with sh-Control and sh-VPS4A transfected U-937 cells. This data was developed using the same antibody clone with 14272-1-PBS in a different storage buffer formulation.



Immunohistochemical analysis of paraffin-embedded human kidney tissue slide using 14272-1-AP (VPS4A antibody) at dilution of 1:200 (under 10x lens). Heat mediated antigen retrieval with Tris-EDTA buffer (pH 9.0). This data was developed using the same antibody clone with 14272-1-PBS in a different storage buffer formulation.