

For Research Use Only

# PPP1R3B Polyclonal antibody, PBS Only

Catalog Number: 14190-1-PBS

Featured Product



## Basic Information

Catalog Number:

14190-1-PBS

Source:

Rabbit

Isotype:

IgG

Immunogen Catalog Number:

AG5521

GenBank Accession Number:

BC043388

GeneID (NCBI):

79660

UNIPROT ID:

Q86XI6

Full Name:

protein phosphatase 1, regulatory  
(inhibitor) subunit 3B

Calculated MW:

33 kDa

Observed MW:

33 kDa

Purification Method:

Antigen affinity purification

## Applications

Tested Applications:

WB, IHC, Indirect ELISA

Species Specificity:

mouse, rat

## Background Information

### Storage

Storage:

Store at -80°C.

The product is shipped with ice packs. Upon receipt, store it immediately at -80°C

Storage Buffer:

PBS only, pH7.3

For technical support and original validation data for this product please contact:


T: 4006900926

E: [Proteintech-CN@ptglab.com](mailto:Proteintech-CN@ptglab.com)

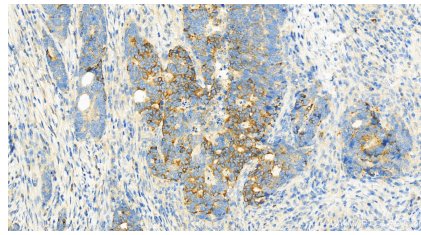
W: [ptgcn.com](http://ptgcn.com)

This product is exclusively available under Proteintech Group brand and is not available to purchase from any other manufacturer.

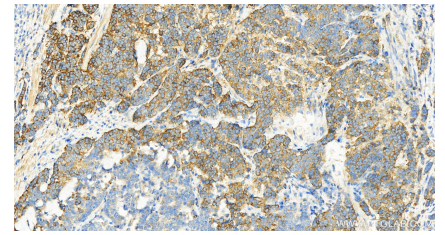
## Selected Validation Data



mouse liver tissue were subjected to SDS PAGE followed by western blot with 14190-1-AP (PPP1R3B antibody) at dilution of 1:2000 incubated at room temperature for 1.5 hours. This data was developed using the same antibody clone with 14190-1-PBS in a different storage buffer formulation.



Immunohistochemical analysis of paraffin-embedded human stomach cancer slide using 14190-1-AP (PPP1R3B antibody) at dilution of 1:400 (under 20x lens). Heat mediated antigen retrieval with Tris-EDTA buffer (pH 9.0). This data was developed using the same antibody clone with 14190-1-PBS in a different storage buffer formulation.



Immunohistochemical analysis of paraffin-embedded human stomach cancer slide using 14190-1-AP (PPP1R3B antibody) at dilution of 1:400 (under 20x lens). Heat mediated antigen retrieval with Tris-EDTA buffer (pH 9.0). This data was developed using the same antibody clone with 14190-1-PBS in a different storage buffer formulation.