

For Research Use Only

# PHACTR4 Polyclonal antibody, PBS Only

Catalog Number: 13408-1-PBS



## Basic Information

Catalog Number:

13408-1-PBS

Size:

1 mg/ml

Source:

Rabbit

Isotype:

IgG

Immunogen Catalog Number:

AG4054

GenBank Accession Number:

BC029266

GeneID (NCBI):

65979

UNIPROT ID:

Q8IZ21

Full Name:

phosphatase and actin regulator 4

Calculated MW:

702 aa, 78 kDa

Observed MW:

71-78 kDa

Purification Method:

Antigen affinity purification

## Applications

Tested Applications:

WB, IHC, IF/ICC, Indirect ELISA

Species Specificity:

human, mouse

## Background Information

### Storage

Storage:

Store at -80°C.

The product is shipped with ice packs. Upon receipt, store it immediately at -80°C

Storage Buffer:

PBS Only

For technical support and original validation data for this product please contact:


T: 4006900926

E: [Proteintech-CN@ptglab.com](mailto:Proteintech-CN@ptglab.com)

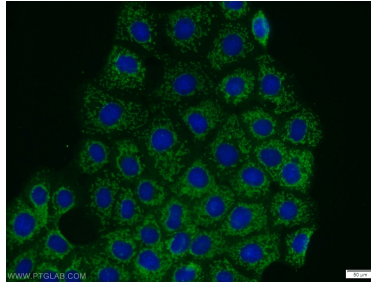
W: [ptgcn.com](http://ptgcn.com)

This product is exclusively available under Proteintech Group brand and is not available to purchase from any other manufacturer.

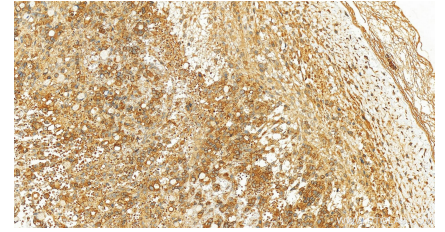
## Selected Validation Data



mouse eye tissue were subjected to SDS PAGE followed by western blot with 13408-1-AP (PHACTR4 antibody) at dilution of 1:400 incubated at room temperature for 1.5 hours. This data was developed using the same antibody clone with 13408-1-PBS in a different storage buffer formulation.



Immunofluorescent analysis of A431 cells using 13408-1-AP (PHACTR4 antibody) at dilution of 1:50 and Alexa Fluor 488-conjugated AffiniPure Goat Anti-Rabbit IgG(H+L). This data was developed using the same antibody clone with 13408-1-PBS in a different storage buffer formulation.



Immunohistochemical analysis of paraffin-embedded human ovary cancer tissue slide using 13408-1-AP (PHACTR4 antibody) at dilution of 1:200 (under 20x lens). Heat mediated antigen retrieval with Tris-EDTA buffer (pH 9.0). This data was developed using the same antibody clone with 13408-1-PBS in a different storage buffer formulation.