

For Research Use Only

NPPB Polyclonal antibody, PBS Only

Catalog Number: 13299-1-PBS



Basic Information

Catalog Number:

13299-1-PBS

Source:

Rabbit

Isotype:

IgG

Immunogen Catalog Number:

AG4039

GenBank Accession Number:

BC025785

GeneID (NCBI):

4879

UNIPROT ID:

P16860

Full Name:

natriuretic peptide precursor B

Calculated MW:

134 aa, 15 kDa

Purification Method:

Antigen affinity purification

Applications

Tested Applications:

IHC, IF/ICC, Indirect ELISA

Species Specificity:

human

Background Information

NPPB, also known as B-type natriuretic peptide (BNP), is a cardiac hormone that is secreted mainly in the ventricles in response to increased wall stress. The protein undergoes two cleavage events, one within the cell and a second after secretion into the blood. The protein's biological actions include natriuresis, diuresis, vasorelaxation, inhibition of renin and aldosterone secretion, and a key role in cardiovascular homeostasis. BNP is a marker of systolic and diastolic dysfunction and a strong predictor of mortality in heart failure patients.

Storage

Storage:

Store at -80°C.

The product is shipped with ice packs. Upon receipt, store it immediately at -80°C

Storage Buffer:

PBS only, pH7.3

For technical support and original validation data for this product please contact:

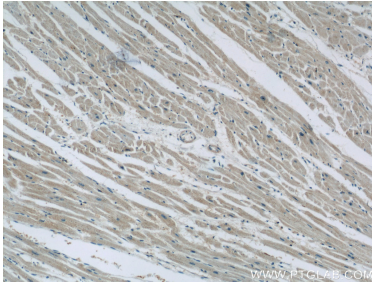
T: 4006900926

E: Proteintech-CN@ptglab.com

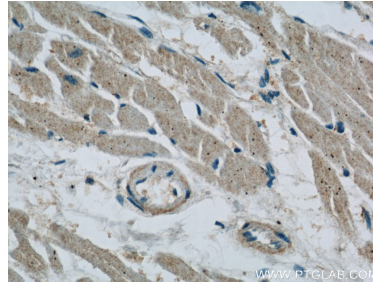
W: ptgcn.com

This product is exclusively available under Proteintech Group brand and is not available to purchase from any other manufacturer.

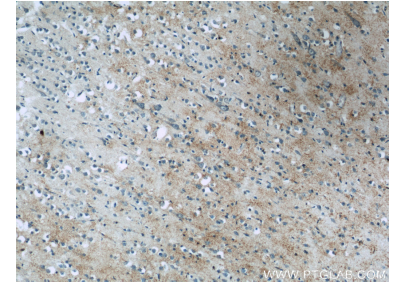
Selected Validation Data



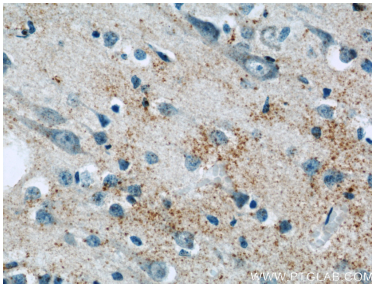
Immunohistochemical analysis of paraffin-embedded human heart slide using 13299-1-AP (BNP Antibody) at dilution of 1:50. This data was developed using the same antibody clone with 13299-1-PBS in a different storage buffer formulation.



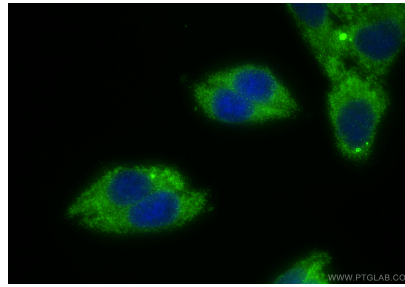
Immunohistochemical analysis of paraffin-embedded human heart slide using 13299-1-AP (BNP Antibody) at dilution of 1:50. This data was developed using the same antibody clone with 13299-1-PBS in a different storage buffer formulation.



Immunohistochemical analysis of paraffin-embedded human brain slide using 13299-1-AP (BNP Antibody) at dilution of 1:50. This data was developed using the same antibody clone with 13299-1-PBS in a different storage buffer formulation.



Immunohistochemical analysis of paraffin-embedded human brain slide using 13299-1-AP (BNP Antibody) at dilution of 1:50. This data was developed using the same antibody clone with 13299-1-PBS in a different storage buffer formulation.



Immunofluorescent analysis of (-20°C Ethanol) fixed HepG2 cells using BNP antibody (13299-1-AP) at dilution of 1:400 and Multi-rAb Coralite® Plus 488-Goat Anti-Rabbit Recombinant Secondary Antibody (H+L) (RGAR002). This data was developed using the same antibody clone with 13299-1-PBS in a different storage buffer formulation.