

For Research Use Only

ETV5 Polyclonal antibody, PBS Only

Catalog Number: 13011-1-PBS

Featured Product



Basic Information

Catalog Number:

13011-1-PBS

Source:

Rabbit

Isotype:

IgG

Immunogen Catalog Number:

AG3708

GenBank Accession Number:

BC007333

GeneID (NCBI):

2119

UNIPROT ID:

P41161

Full Name:

ets variant 5

Calculated MW:

510 aa, 58 kDa

Observed MW:

70 kDa

Purification Method:

Antigen affinity purification

Applications

Tested Applications:

WB, IHC, IF/ICC, IP, Indirect ELISA

Species Specificity:

human, mouse, rat

Background Information

ETS variant gene 5(ETV5) belongs to the ETS oncogene family that shares a conserved peptide, ETS domain, which mediates sequence-specific DNA binding. ETV5 is a transcription factor and is required for spermatogonial stem cell self-renewal. ETV5 can be negatively regulated by COP1, a tumor suppressor. Also it has a role in branching morphogenesis in the developing kidney

Storage

Storage:

Store at -80°C.

The product is shipped with ice packs. Upon receipt, store it immediately at -80°C

Storage Buffer:

PBS only, pH7.3

For technical support and original validation data for this product please contact:

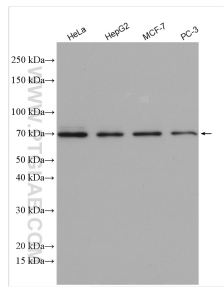
T: 4006900926

E: Proteintech-CN@ptglab.com

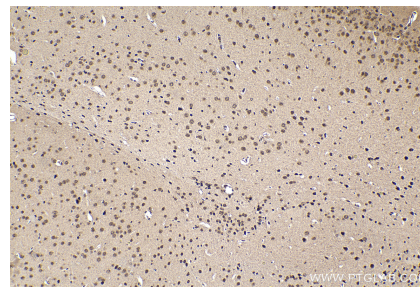
W: ptgcn.com

This product is exclusively available under Proteintech Group brand and is not available to purchase from any other manufacturer.

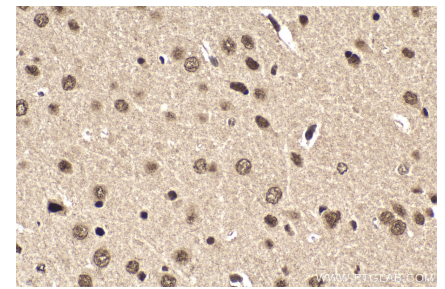
Selected Validation Data



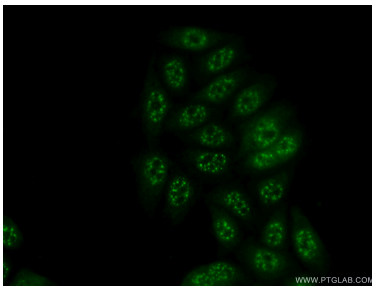
Various lysates were subjected to SDS PAGE followed by western blot with 13011-1-AP (ETV5 antibody) at dilution of 1:3000 incubated at room temperature for 1.5 hours. This data was developed using the same antibody clone with 13011-1-PBS in a different storage buffer formulation.



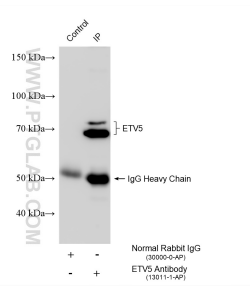
Immunohistochemical analysis of paraffin-embedded mouse brain tissue slide using 13011-1-AP (ETV5 antibody) at dilution of 1:2000 (under 10x lens). Heat mediated antigen retrieval with Tris-EDTA buffer (pH 9.0). This data was developed using the same antibody clone with 13011-1-PBS in a different storage buffer formulation.



Immunohistochemical analysis of paraffin-embedded mouse brain tissue slide using 13011-1-AP (ETV5 antibody) at dilution of 1:2000 (under 40x lens). Heat mediated antigen retrieval with Tris-EDTA buffer (pH 9.0). This data was developed using the same antibody clone with 13011-1-PBS in a different storage buffer formulation.



Immunofluorescent analysis of (10% Formaldehyde) fixed PC-3 cells using 13011-1-AP (ETV5 antibody) at dilution of 1:50 and Alexa Fluor 488-conjugated AffiniPure Goat Anti-Rabbit IgG(H+L). This data was developed using the same antibody clone with 13011-1-PBS in a different storage buffer formulation.



IP result of anti-ETV5 (IP:13011-1-AP, 4ug; Detection:13011-1-AP 1:6000) with HeLa cells lysate 960 ug. This data was developed using the same antibody clone with 13011-1-PBS in a different storage buffer formulation.