

For Research Use Only

# CMIP Polyclonal antibody

Catalog Number: 12851-1-AP

Featured Product

11 Publications



## Basic Information

Catalog Number:

12851-1-AP

Size:

250 ug/ml

Source:

Rabbit

Isotype:

IgG

Immunogen Catalog Number:

AG3475

GenBank Accession Number:

BC038113

GeneID (NCBI):

80790

UNIPROT ID:

Q8IY22

Full Name:

c-Maf-inducing protein

Calculated MW:

86 kDa

Observed MW:

86 kDa

Purification Method:

Antigen affinity purification

Recommended Dilutions:

WB 1:500-1:1000

IP 0.5-4.0 ug for 1.0-3.0 mg of total protein lysate

IHC 1:50-1:500

## Applications

Tested Applications:

WB, IHC, IP, ELISA

Cited Applications:

WB, IHC, IF, IP

Species Specificity:

human

Cited Species:

human, mouse, rat

Positive Controls:

WB : K-562 cells, Raji cells

IP : Raji cells,

IHC : human stomach tissue,

**Note-IHC: suggested antigen retrieval with TE buffer pH 9.0; (\*) Alternatively, antigen retrieval may be performed with citrate buffer pH 6.0**

## Background Information

The gene of CMIP was isolated from one patient of minimal change nephrotic syndrome. The gene encodes two isoforms: CMIP and truncated CMIP. The predicted CMIP and truncated CMIP proteins contain 739 and 679 amino acids and have calculated molecular masses of 85 and 75 kD, respectively. The two isoforms have different distribution and expression pattern.

## Notable Publications

Author	Pubmed ID	Journal	Application
Jianlin Zhang	28944848	Mol Med Rep	WB,IHC
Tu-Shuai Li	31085161	Biochem Pharmacol	
Bin Wang	28744466	Biomed Res Int	WB,IHC

## Storage

Storage:

Store at -20°C. Stable for one year after shipment.

Storage Buffer:

PBS with 0.02% sodium azide and 50% glycerol pH 7.3.

Aliquoting is unnecessary for -20°C storage

For technical support and original validation data for this product please contact:

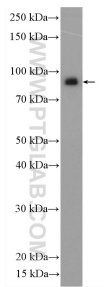
T: 4006900926

E: [Proteintech-CN@ptglab.com](mailto:Proteintech-CN@ptglab.com)

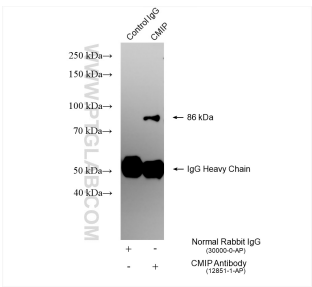
W: [ptgcn.com](http://ptgcn.com)

This product is exclusively available under Proteintech Group brand and is not available to purchase from any other manufacturer.

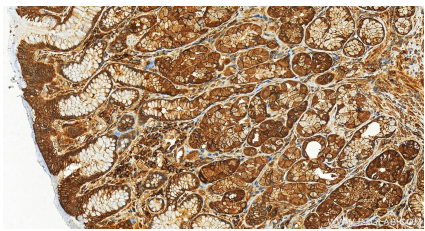
Selected Validation Data



K-562 cells were subjected to SDS PAGE followed by western blot with 12851-1-AP (CMIP antibody) at dilution of 1:600 incubated at room temperature for 1.5 hours.



IP result of anti-CMIP (IP:12851-1-AP, 4ug; Detection:12851-1-AP 1:800) with Raji cells lysate 1800 ug.



Immunohistochemical analysis of paraffin-embedded human normal stomach slide using 12851-1-AP (CMIP antibody) at dilution of 1:200 (under 20x lens). Heat mediated antigen retrieval with Tris-EDTA buffer (pH 9.0).