

For Research Use Only

# TAF1B Polyclonal antibody, PBS Only

Catalog Number: 12818-1-PBS



## Basic Information

<b>Catalog Number:</b> 12818-1-PBS	<b>GenBank Accession Number:</b> BC018137	<b>Purification Method:</b> Antigen affinity purification
<b>Concentration:</b> 1 mg/ml	<b>GeneID (NCBI):</b> 9014	
<b>Source:</b> Rabbit	<b>UNIPROT ID:</b> Q53T94	
<b>Isotype:</b> IgG	<b>Full Name:</b> TATA box binding protein (TBP)- associated factor, RNA polymerase I, B, 63kDa	
<b>Immunogen Catalog Number:</b> AG3267	<b>Calculated MW:</b> 588 aa, 69 kDa	
	<b>Observed MW:</b> 69 kDa	

## Applications

**Tested Applications:**  
WB, IHC, Indirect ELISA

**Species Specificity:**  
human

## Background Information

TAF1B is a component of the RNA polymerase I core factor complex that acts as a GTF2B/TFIIB-like factor and plays a key role in multiple steps during transcription initiation such as pre-initiation complex (PIC) assembly and postpolymerase recruitment events in polymerase I (Pol I) transcription. It binds to rDNA promoters and plays a role in Pol I recruitment as a component of the SL1/TIF-IB complex, and possibly directly through its interaction with RRN3 (PMID: 11250903; 11283244; 15970593; 21921199).

## Storage

**Storage:**  
Store at -80°C.  
**The product is shipped with ice packs. Upon receipt, store it immediately at -80°C**

**Storage Buffer:**  
PBS only, pH7.3

For technical support and original validation data for this product please contact:


T: 4006900926

E: [Proteintech-CN@ptglab.com](mailto:Proteintech-CN@ptglab.com)

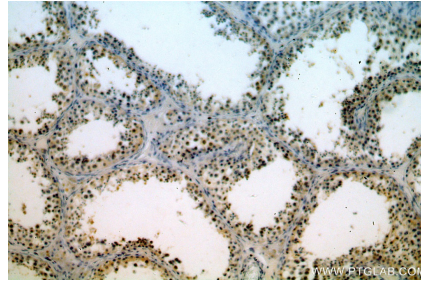
W: [ptgcn.com](http://ptgcn.com)

**This product is exclusively available under Proteintech Group brand and is not available to purchase from any other manufacturer.**

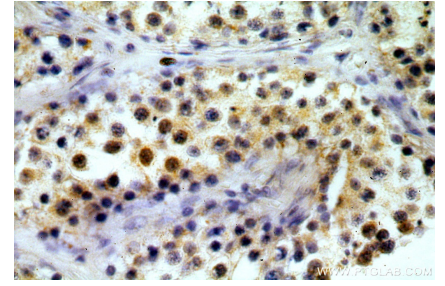
## Selected Validation Data



Various lysates were subjected to SDS PAGE followed by western blot with 12818-1-AP (TAF1B antibody) at dilution of 1:1500 incubated at room temperature for 1.5 hours. This data was developed using the same antibody clone with 12818-1-PBS in a different storage buffer formulation.



Immunohistochemical analysis of paraffin-embedded human testis using 12818-1-AP (TAF1B antibody) at dilution of 1:200 (under 10x lens). This data was developed using the same antibody clone with 12818-1-PBS in a different storage buffer formulation.



Immunohistochemical analysis of paraffin-embedded human testis using 12818-1-AP (TAF1B antibody) at dilution of 1:200 (under 40x lens). This data was developed using the same antibody clone with 12818-1-PBS in a different storage buffer formulation.