

For Research Use Only

ZnT4 Polyclonal antibody, PBS Only

Catalog Number: 12623-1-PBS



Basic Information

Catalog Number:

12623-1-PBS

Concentration:

1 mg/ml

Source:

Rabbit

Isotype:

IgG

Immunogen Catalog Number:

AG3313

GenBank Accession Number:

BC026089

GeneID (NCBI):

7782

UNIPROT ID:

O14863

Full Name:

solute carrier family 30 (zinc transporter), member 4

Calculated MW:

429 aa, 47 kDa

Observed MW:

47 kDa

Purification Method:

Antigen affinity purification

Applications

Tested Applications:

WB, IHC, Indirect ELISA

Species Specificity:

human, mouse

Background Information

ZnT4, also known as SLC30A4, belongs to the cation diffusion facilitator (CDF) transporter (TC 2.A.4) family and SLC30A subfamily. ZnT4 transports Zn into the trans-Golgi apparatus for lactose synthesis, and across the apical cell membrane for efflux from MECs into milk. ZnT4 is expressed in numerous tissues and is enriched in the prostate. ZnT4 encodes a protein with a molecular weight of 47 kDa (PMID: 26538236).

Storage

Storage:

Store at -80°C.

The product is shipped with ice packs. Upon receipt, store it immediately at -80°C

Storage Buffer:

PBS Only

For technical support and original validation data for this product please contact:

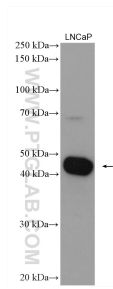
T: 4006900926

E: Proteintech-CN@ptglab.com

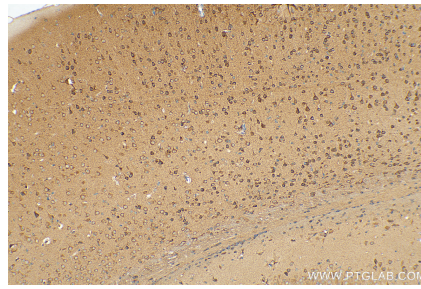
W: ptgcn.com

This product is exclusively available under Proteintech Group brand and is not available to purchase from any other manufacturer.

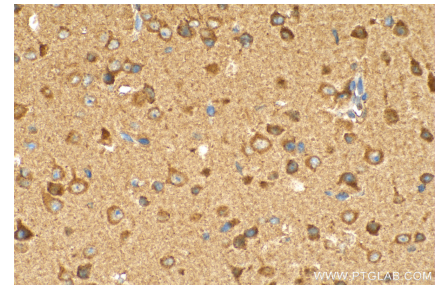
Selected Validation Data



LNCaP cells were subjected to SDS PAGE followed by western blot with 12623-1-AP (ZnT4 antibody) at dilution of 1:8000 incubated at room temperature for 1.5 hours. This data was developed using the same antibody clone with 12623-1-PBS in a different storage buffer formulation.



Immunohistochemical analysis of paraffin-embedded mouse brain tissue slide using 12623-1-AP (ZnT4 antibody) at dilution of 1:500 (under 10x lens). Heat mediated antigen retrieval with Tris-EDTA buffer (pH 9.0). This data was developed using the same antibody clone with 12623-1-PBS in a different storage buffer formulation.



Immunohistochemical analysis of paraffin-embedded mouse brain tissue slide using 12623-1-AP (ZnT4 antibody) at dilution of 1:500 (under 40x lens). Heat mediated antigen retrieval with Tris-EDTA buffer (pH 9.0). This data was developed using the same antibody clone with 12623-1-PBS in a different storage buffer formulation.