

For Research Use Only

TRAPPC2 Polyclonal antibody, PBS Only

Catalog Number: 12484-1-PBS



Basic Information

Catalog Number: 12484-1-PBS	GenBank Accession Number: BC016915	Purification Method: Antigen affinity purification
Source: Rabbit	GeneID (NCBI): 6399	
Isotype: IgG	UNIPROT ID: P0DI82	
Immunogen Catalog Number: AG3201	Full Name: trafficking protein particle complex 2	
	Calculated MW: 140 aa, 16 kDa	
	Observed MW: 16 kDa	

Applications

Tested Applications:
WB, IHC, IP, Indirect ELISA

Species Specificity:
human, mouse, rat

Background Information

TRAPPC2 is one component of the TRAPP multisubunit tethering complex involved in intracellular vesicle trafficking [PMID:21525244]. It acts as an adaptor for the TRAPP complex in mammalian cells, mediating interactions with both TRAPPC9 and TRAPPC8. It prevents transcriptional repression and induction of cell death by ENO1. Also it plays a role in vesicular transport from endoplasmic reticulum to Golgi.

Storage

Storage:
Store at -80°C.
The product is shipped with ice packs. Upon receipt, store it immediately at -80°C

Storage Buffer:
PBS only, pH7.3

For technical support and original validation data for this product please contact:


T: 4006900926

E: Proteintech-CN@ptglab.com

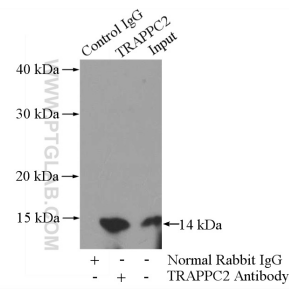
W: ptgcn.com

This product is exclusively available under Proteintech Group brand and is not available to purchase from any other manufacturer.

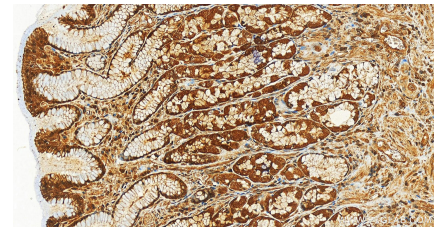
Selected Validation Data



Various lysates were subjected to SDS PAGE followed by western blot with 12484-1-AP (TRAPPC2 antibody) at dilution of 1:2000 incubated at room temperature for 1.5 hours. This data was developed using the same antibody clone with 12484-1-PBS in a different storage buffer formulation.



IP result of anti-TRAPPC2 (IP:12484-1-AP, 3ug; Detection:12484-1-AP 1:500) with PC-3 cells lysate 2800ug. This data was developed using the same antibody clone with 12484-1-PBS in a different storage buffer formulation.



Immunohistochemical analysis of paraffin-embedded human normal stomach slide using 12484-1-AP (TRAPPC2 antibody) at dilution of 1:200 (under 20x lens). Heat mediated antigen retrieval with Tris-EDTA buffer (pH 9.0). This data was developed using the same antibody clone with 12484-1-PBS in a different storage buffer formulation.