

For Research Use Only

HOOK2 Polyclonal antibody, PBS Only

Catalog Number: 12458-1-PBS



Basic Information

Catalog Number:

12458-1-PBS

Size:

1 mg/ml

Source:

Rabbit

Isotype:

IgG

Immunogen Catalog Number:

AG3124

GenBank Accession Number:

BC012443

GeneID (NCBI):

29911

UNIPROT ID:

Q96ED9

Full Name:

hook homolog 2 (Drosophila)

Calculated MW:

717 aa, 83 kDa

Observed MW:

83 kDa

Purification Method:

Antigen affinity purification

Applications

Tested Applications:

WB, IHC, IF/ICC, Indirect ELISA

Species Specificity:

human

Background Information

Storage

Storage:

Store at -80°C.

The product is shipped with ice packs. Upon receipt, store it immediately at -80°C

Storage Buffer:

PBS Only

For technical support and original validation data for this product please contact:

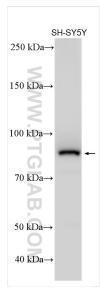
T: 4006900926

E: Proteintech-CN@ptglab.com

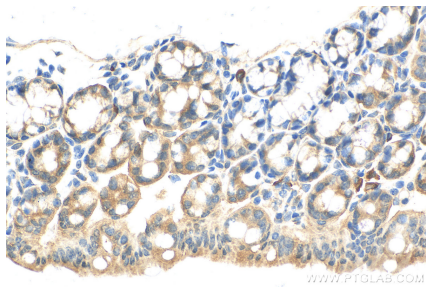
W: ptgcn.com

This product is exclusively available under Proteintech Group brand and is not available to purchase from any other manufacturer.

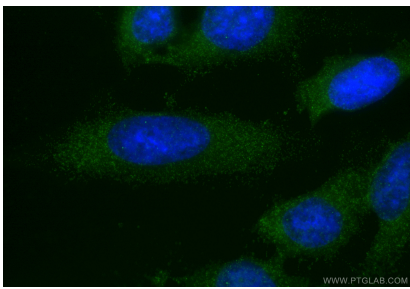
Selected Validation Data



SH-SY5Y cell lysates were subjected to SDS PAGE followed by western blot with 12458-1-AP (HOOK2 antibody) at dilution of 1:1500 incubated at room temperature for 1.5 hours. This data was developed using the same antibody clone with 12458-1-PBS in a different storage buffer formulation.



Immunohistochemical analysis of paraffin-embedded mouse colon tissue slide using 12458-1-AP (HOOK2 antibody) at dilution of 1:200 (under 40x lens). Heat mediated antigen retrieval with Tris-EDTA buffer (pH 9.0). This data was developed using the same antibody clone with 12458-1-PBS in a different storage buffer formulation.



Immunofluorescent analysis of (-20°C Ethanol) fixed HeLa cells using HOOK2 antibody (12458-1-AP) at dilution of 1:200 and Multi-rAb CoraLite® Plus 488-Goat Anti-Rabbit Recombinant Secondary Antibody (H+L) (RGAR002). This data was developed using the same antibody clone with 12458-1-PBS in a different storage buffer formulation.