

For Research Use Only

OSBPL3 Polyclonal antibody, PBS Only

Catalog Number:12417-1-PBS



Basic Information

Catalog Number:

12417-1-PBS

Size:

1 mg/ml

Source:

Rabbit

Isotype:

IgG

Immunogen Catalog Number:

AG3044

GenBank Accession Number:

BC017731

GeneID (NCBI):

26031

UNIPROT ID:

Q9H4L5

Full Name:

oxysterol binding protein-like 3

Calculated MW:

887 aa, 101 kDa

Observed MW:

95-110 kDa

Purification Method:

Antigen affinity purification

Applications

Tested Applications:

WB, IHC, Indirect ELISA

Species Specificity:

human, mouse, rat

Background Information

The oxysterol-binding protein-like (OSBPL) protein family includes nine members namely OSBPL2, OSBPL3, OSBPL5, OSBPL6, OSBPL7, OSBPL8, OSBPL9, OSBPL10, and OSBPL11. The OSBPL family proteins (OSBPLs) are located at the membrane to exchange molecules or signals between organelles and function as a necessary transporter. In addition to lipid transport, the OSBPLs are involved in the regulation of the actin cytoskeleton, cell polarity, and cell. Recently, the role of OSBPLs in cancer development has been gradually revealed. Upregulation of OSBPL3 could promote colorectal cancer. (PMID: 36918840)

Storage

Storage:

Store at -80°C.

The product is shipped with ice packs. Upon receipt, store it immediately at -80°C

Storage Buffer:

PBS Only

For technical support and original validation data for this product please contact:

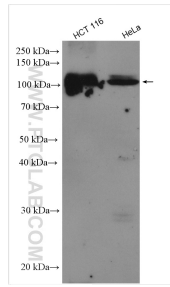
T: 4006900926

E: Proteintech-CN@ptglab.com

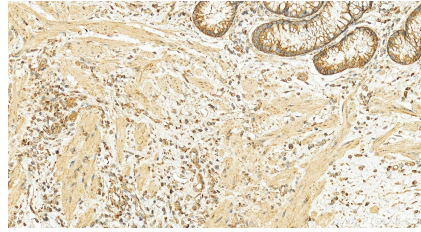
W: ptgcn.com

This product is exclusively available under Proteintech Group brand and is not available to purchase from any other manufacturer.

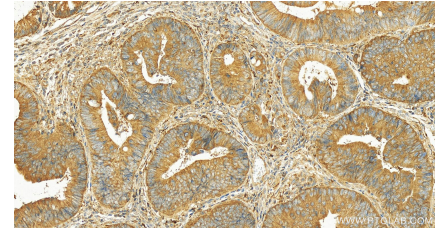
Selected Validation Data



Various lysates were subjected to SDS PAGE followed by western blot with 12417-1-AP (OSBPL3 antibody) at dilution of 1:2000 incubated at room temperature for 1.5 hours. This data was developed using the same antibody clone with 12417-1-PBS in a different storage buffer formulation.



Immunohistochemical analysis of paraffin-embedded human colon cancer tissue slide using 12417-1-AP (OSBPL3 antibody) at dilution of 1:200 (under 20x lens). Heat mediated antigen retrieval with Tris-EDTA buffer (pH 9.0). This data was developed using the same antibody clone with 12417-1-PBS in a different storage buffer formulation.



Immunohistochemical analysis of paraffin-embedded human colon cancer tissue slide using 12417-1-AP (OSBPL3 antibody) at dilution of 1:200 (under 20x lens). Heat mediated antigen retrieval with Tris-EDTA buffer (pH 9.0). This data was developed using the same antibody clone with 12417-1-PBS in a different storage buffer formulation.