

For Research Use Only

PPP2R5D Polyclonal antibody

Catalog Number: 12068-1-AP

2 Publications



Basic Information

Catalog Number:

12068-1-AP

Size:

600 ug/ml

Source:

Rabbit

Isotype:

IgG

Immunogen Catalog Number:

AG2705

GenBank Accession Number:

BC010692

GeneID (NCBI):

5528

UNIPROT ID:

Q14738

Full Name:

protein phosphatase 2, regulatory subunit B', delta isoform

Calculated MW:

602 aa, 70 kDa

Observed MW:

70 kDa

Purification Method:

Antigen affinity purification

Recommended Dilutions:

WB 1:500-1:1000

IP 0.5-4.0 ug for 1.0-3.0 mg of total protein lysate

IHC 1:50-1:500

Applications

Tested Applications:

WB, IHC, IP, ELISA

Cited Applications:

WB

Species Specificity:

human, mouse, rat

Cited Species:

human, mouse

Note-IHC: suggested antigen retrieval with TE buffer pH 9.0; (*) Alternatively, antigen retrieval may be performed with citrate buffer pH 6.0

Positive Controls:

WB : Y79 cells, human brain tissue

IP : Y79 cells,

IHC : human stomach tissue,

Background Information

Notable Publications

Author	Pubmed ID	Journal	Application
Fang Lin	39200351	Biomedicines	WB
Cuirong Guan	37014312	EMBO J	WB

Storage

Storage:

Store at -20°C. Stable for one year after shipment.

Storage Buffer:

PBS with 0.02% sodium azide and 50% glycerol pH 7.3.

Aliquoting is unnecessary for -20°C storage

For technical support and original validation data for this product please contact:


T: 4006900926

E: Proteintech-CN@ptglab.com

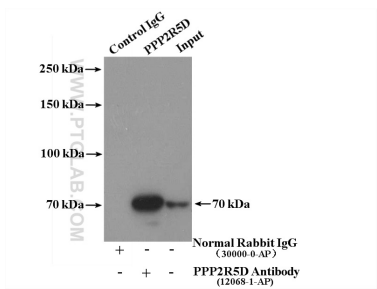
W: ptgcn.com

This product is exclusively available under Proteintech Group brand and is not available to purchase from any other manufacturer.

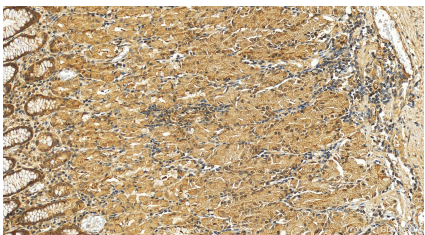
Selected Validation Data



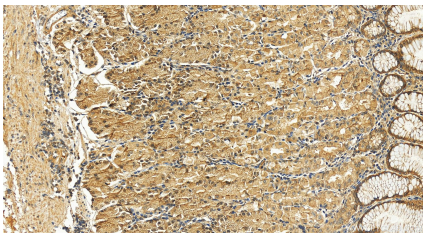
Y79 cells were subjected to SDS PAGE followed by western blot with 12068-1-AP (PPP2R5D antibody) at dilution of 1:400 incubated at room temperature for 1.5 hours.



IP result of anti-PPP2R5D (IP:12068-1-AP, 4ug; Detection:12068-1-AP 1:400) with Y79 cells lysate 2000ug.



Immunohistochemical analysis of paraffin-embedded human stomach tissue slide using 12068-1-AP (PPP2R5D antibody) at dilution of 1:200 (under 20x lens). Heat mediated antigen retrieval with Tris-EDTA buffer (pH 9.0).



Immunohistochemical analysis of paraffin-embedded human stomach tissue slide using 12068-1-AP (PPP2R5D antibody) at dilution of 1:200 (under 20x lens). Heat mediated antigen retrieval with Tris-EDTA buffer (pH 9.0).