

For Research Use Only

# TIMD4 Polyclonal antibody

Catalog Number: 12008-1-AP

5 Publications



## Basic Information

### Catalog Number:

12008-1-AP

### Concentration:

500 ug/ml

### Source:

Rabbit

### Isotype:

IgG

### Immunogen Catalog Number:

AG2621

### GenBank Accession Number:

BC008988

### GeneID (NCBI):

91937

### UNIPROT ID:

Q96H15

### Full Name:

T-cell immunoglobulin and mucin domain containing 4

### Calculated MW:

378 aa, 42 kDa

### Purification Method:

Antigen affinity purification

### Recommended Dilutions:

IHC 1:50-1:500

IF-P 1:200-1:800

## Applications

### Tested Applications:

IHC, IF-P, ELISA

### Cited Applications:

WB, IHC, IF

### Species Specificity:

human

### Cited Species:

human, mouse

### Positive Controls:

IHC : human tonsillitis tissue, human liver tissue

IF-P : human tonsillitis tissue,

**Note-IHC: suggested antigen retrieval with TE buffer pH 9.0; (\*) Alternatively, antigen retrieval may be performed with citrate buffer pH 6.0**

## Background Information

## Notable Publications

Author	Pubmed ID	Journal	Application
Xi-Xi Ni	36165186	Liver Int	IF
Zifeng Li	33816243	Front Oncol	IHC
Xiuying Liang	34944635	Biomedicines	IHC

## Storage

### Storage:

Store at -20°C. Stable for one year after shipment.

### Storage Buffer:

PBS with 0.02% sodium azide and 50% glycerol pH 7.3.

Aliquoting is unnecessary for -20°C storage

For technical support and original validation data for this product please contact:

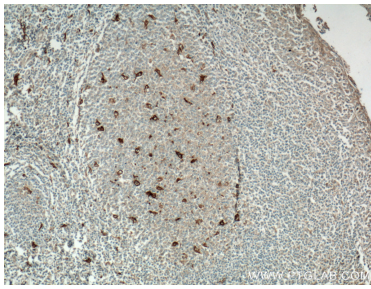
T: 4006900926

E: [Proteintech-CN@ptglab.com](mailto:Proteintech-CN@ptglab.com)

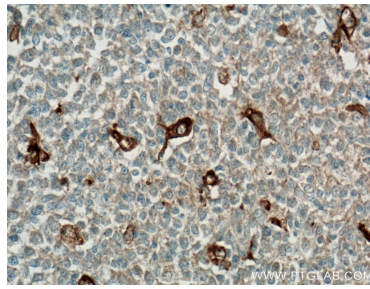
W: [ptgcn.com](http://ptgcn.com)

This product is exclusively available under Proteintech Group brand and is not available to purchase from any other manufacturer.

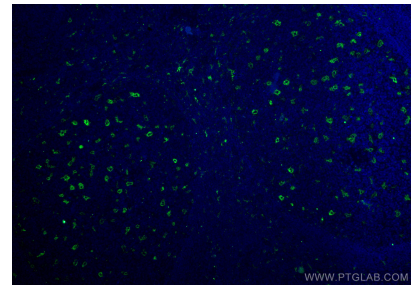
## Selected Validation Data



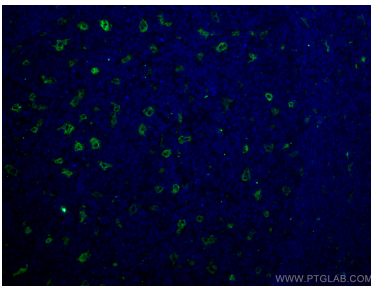
Immunohistochemical analysis of paraffin-embedded human tonsillitis tissue slide using 12008-1-AP (TIMD4 antibody) at dilution of 1:200 (under 10x lens. Heat mediated antigen retrieval with Tris-EDTA buffer (pH 9.0)).



Immunohistochemical analysis of paraffin-embedded human tonsillitis tissue slide using 12008-1-AP (TIMD4 antibody) at dilution of 1:200 (under 40x lens. Heat mediated antigen retrieval with Tris-EDTA buffer (pH 9.0)).



Immunofluorescent analysis of (4% PFA) fixed human tonsillitis tissue using TIMD4 antibody (12008-1-AP) at dilution of 1:400 and CoraLite®488-Conjugated AffiniPure Goat Anti-Rabbit IgG(H+L).



Immunofluorescent analysis of (4% PFA) fixed human tonsillitis tissue using TIMD4 antibody (12008-1-AP) at dilution of 1:400 and CoraLite®488-Conjugated AffiniPure Goat Anti-Rabbit IgG(H+L).