

For Research Use Only

CYB5R1 Polyclonal antibody, PBS Only

Catalog Number: 11807-1-PBS



Basic Information

Catalog Number:

11807-1-PBS

Concentration:

1 mg/ml

Source:

Rabbit

Isotype:

IgG

Immunogen Catalog Number:

AG2475

GenBank Accession Number:

BC018732

GeneID (NCBI):

51706

UNIPROT ID:

Q9UHQ9

Full Name:

cytochrome b5 reductase 1

Calculated MW:

305 aa, 34 kDa

Observed MW:

34 kDa

Purification Method:

Antigen affinity purification

Applications

Tested Applications:

WB, IHC, IF/ICC, IP, Indirect ELISA

Species Specificity:

human, mouse, rat

Background Information

Storage

Storage:

Store at -80°C.

The product is shipped with ice packs. Upon receipt, store it immediately at -80°C

Storage Buffer:

PBS only, pH7.3

For technical support and original validation data for this product please contact:


T: 4006900926

E: Proteintech-CN@ptglab.com

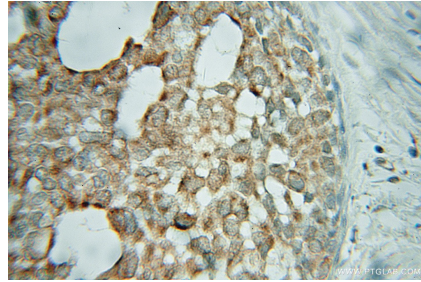
W: ptgcn.com

This product is exclusively available under Proteintech Group brand and is not available to purchase from any other manufacturer.

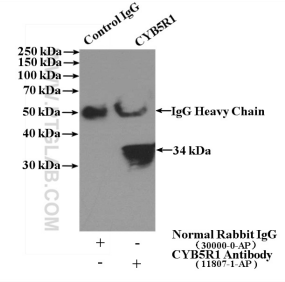
Selected Validation Data



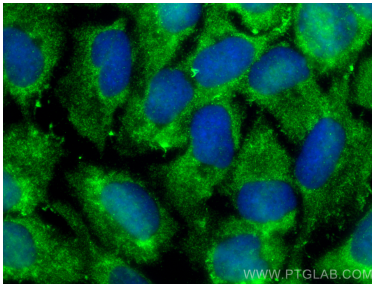
human placenta tissue were subjected to SDS PAGE followed by western blot with 11807-1-AP (CYB5R1 antibody) at dilution of 1:500 incubated at room temperature for 1.5 hours. This data was developed using the same antibody clone with 11807-1-PBS in a different storage buffer formulation.



Immunohistochemical analysis of paraffin-embedded human breast cancer using 11807-1-AP (CYB5R1 antibody) at dilution of 1:50 (under 10x lens). This data was developed using the same antibody clone with 11807-1-PBS in a different storage buffer formulation.



IP result of anti-CYB5R1 (IP:11807-1-AP, 4ug; Detection:11807-1-AP 1:1000) with human placenta tissue lysate 1520ug. This data was developed using the same antibody clone with 11807-1-PBS in a different storage buffer formulation.



Immunofluorescent analysis of (-20°C Methanol) fixed HaCaT cells using CYB5R1 antibody (11807-1-AP) at dilution of 1:400 and CoraLite®488-Conjugated Goat Anti-Rabbit IgG(H+L) (SA00013-2). This data was developed using the same antibody clone with 11807-1-PBS in a different storage buffer formulation.