

For Research Use Only

FKBP3 Polyclonal antibody, PBS Only

Catalog Number: 11755-1-PBS

Featured Product



Basic Information

Catalog Number:

11755-1-PBS

Size:

1 mg/ml

Source:

Rabbit

Isotype:

IgG

Immunogen Catalog Number:

AG2351

GenBank Accession Number:

BC020809

GeneID (NCBI):

2287

UNIPROT ID:

Q00688

Full Name:

FK506 binding protein 3, 25kDa

Calculated MW:

224 aa, 25 kDa

Observed MW:

25-30 kDa

Purification Method:

Antigen affinity purification

Applications

Tested Applications:

WB, IHC, IF/ICC, Indirect ELISA

Species Specificity:

human, mouse, rat

Background Information

Storage

Storage:

Store at -80°C.

The product is shipped with ice packs. Upon receipt, store it immediately at -80°C

Storage Buffer:

PBS Only

For technical support and original validation data for this product please contact:

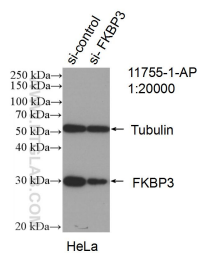
T: 4006900926

E: Proteintech-CN@ptglab.com

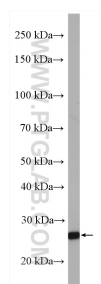
W: ptgcn.com

This product is exclusively available under Proteintech Group brand and is not available to purchase from any other manufacturer.

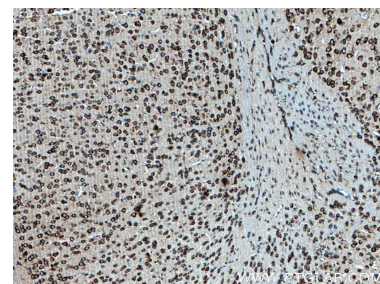
Selected Validation Data



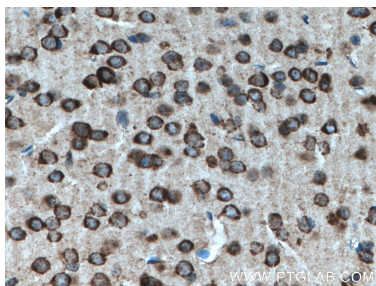
WB result of FKBP3 antibody (11755-1-AP; 1:20000; incubated at room temperature for 1.5 hours) with sh-Control and sh-FKBP3 transfected HeLa cells. This data was developed using the same antibody clone with 11755-1-PBS in a different storage buffer formulation.



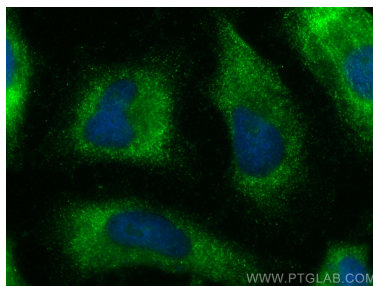
PC-3 cells were subjected to SDS PAGE followed by western blot with 11755-1-AP (FKBP3 antibody) at dilution of 1:1000 incubated at room temperature for 1.5 hours. This data was developed using the same antibody clone with 11755-1-PBS in a different storage buffer formulation.



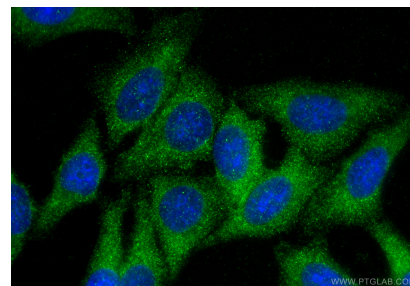
Immunohistochemical analysis of paraffin-embedded mouse brain tissue slide using 11755-1-AP (FKBP3 antibody) at dilution of 1:200 (under 10x lens. Heat mediated antigen retrieval with Tris-EDTA buffer (pH 9.0). This data was developed using the same antibody clone with 11755-1-PBS in a different storage buffer formulation.



Immunohistochemical analysis of paraffin-embedded mouse brain tissue slide using 11755-1-AP (FKBP3 antibody) at dilution of 1:200 (under 40x lens. Heat mediated antigen retrieval with Tris-EDTA buffer (pH 9.0). This data was developed using the same antibody clone with 11755-1-PBS in a different storage buffer formulation.



Immunofluorescent analysis of (-20°C Ethanol) fixed HeLa cells using FKBP3 antibody (11755-1-AP) at dilution of 1:200 and CoraLite®488-Conjugated AffiniPure Goat Anti-Rabbit IgG(H+L) (SA00013-2). This data was developed using the same antibody clone with 11755-1-PBS in a different storage buffer formulation.



Immunofluorescent analysis of (-20°C Ethanol) fixed HepG2 cells using FKBP3 antibody (11755-1-AP) at dilution of 1:200 and CoraLite®488-Conjugated Goat Anti-Rabbit IgG(H+L) (SA00013-2). This data was developed using the same antibody clone with 11755-1-PBS in a different storage buffer formulation.