

IFITM1 Polyclonal antibody

Catalog Number: 11727-3-AP

Featured Product

27 Publications

Basic Information

Catalog Number:

11727-3-AP

Size:

600 µg/ml

Source:

Rabbit

Isotype:

IgG

Immunogen Catalog Number:

AG2320

GenBank Accession Number:

BC000897

GeneID (NCBI):

8519

UNIPROT ID:

P13164

Full Name:

interferon induced transmembrane protein 1 (9-27)

Calculated MW:

14 kDa

Observed MW:

14-17 kDa

Purification Method:

Antigen affinity purification

Recommended Dilutions:

WB 1:500-1:1000

IP 0.5-4.0 µg for 1.0-3.0 mg of total protein lysate

IHC 1:50-1:500

Applications

Tested Applications:

WB, IP, IHC, ELISA

Cited Applications:

WB, IF, IHC

Species Specificity:

human, rat, mouse

Cited Species:

human, goat, African green monkey

Note-IHC: suggested antigen retrieval with TE buffer pH 9.0; (*) Alternatively, antigen retrieval may be performed with citrate buffer pH 6.0

Positive Controls:

WB : HepG2 cells, K-562 cells

IP : ROS1728 cells,

IHC : human lymphoma tissue, mouse brain tissue

Background Information

IFITM1(interferon induced transmembrane protein), also named DSPA2a or interferon-induced protein 17 (IFI17), belongs to the CD225 family. It has two transmembrane domain and serves as an IFN-induced antiviral protein that mediates cellular innate immunity to at least three major human pathogens, influenza A H1N1 virus, West Nile virus (WNV), and dengue virus, by inhibiting the early steps of replication. IFITM proteins are recently identified as viral restriction factors that inhibit infection mediated by the influenza A virus (IAV) hemagglutinin (HA) protein. Also they serve as important components of the innate immune system to restrict HIV-1 infection.

Notable Publications

Author	Pubmed ID	Journal	Application
M. Clement	36075894	Nat Commun	WB
Jingyou Yu	26387945	Cell Rep	WB
Huanwei Xing	33185509	Viral Immunol	WB

Storage

Storage:

Store at -20°C. Stable for one year after shipment.

Storage Buffer:

PBS with 0.02% sodium azide and 50% glycerol pH 7.3.

Aliquoting is unnecessary for -20°C storage


For technical support and original validation data for this product please contact:

T: 4006900926

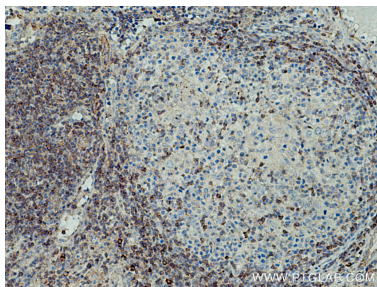
E: Proteintech-CN@ptglab.comW: ptgcn.com

This product is exclusively available under Proteintech Group brand and is not available to purchase from any other manufacturer.

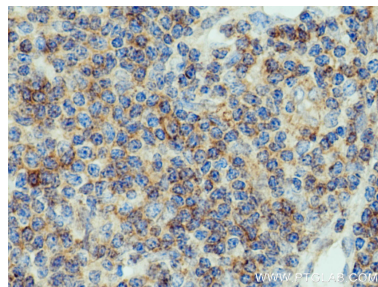
Selected Validation Data



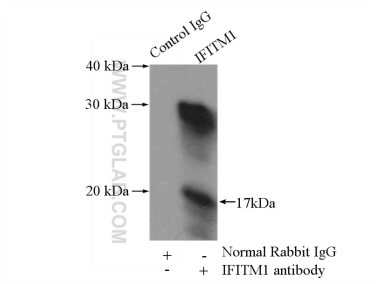
HepG2 cells were subjected to SDS PAGE followed by western blot with 11727-3-AP (IFITM1 antibody) at dilution of 1:600 incubated at room temperature for 1.5 hours.



Immunohistochemical analysis of paraffin-embedded human lymphoma tissue slide using 11727-3-AP (IFITM1 antibody) at dilution of 1:200 (under 10x lens). Heat mediated antigen retrieval with Tris-EDTA buffer (pH 9.0).



Immunohistochemical analysis of paraffin-embedded human lymphoma tissue slide using 11727-3-AP (IFITM1 antibody) at dilution of 1:200 (under 40x lens). Heat mediated antigen retrieval with Tris-EDTA buffer (pH 9.0).



IP result of anti-IFITM1 (IP:11727-3-AP, 4ug; Detection:11727-3-AP 1:500) with ROS1728 cells lysate 3200ug.