

BCL11A Polyclonal antibody

Catalog Number: 11613-1-AP

Basic Information

Catalog Number:

11613-1-AP

Size:

450 µg/ml

Source:

Rabbit

Isotype:

IgG

Immunogen Catalog Number:

AG2187

GenBank Accession Number:

BC021098

GeneID (NCBI):

53335

UNIPROT ID:

Q9H165

Full Name:

B-cell CLL/lymphoma 11A (zinc finger protein)

Calculated MW:

835 aa, 91 kDa

Purification Method:

Antigen affinity purification

Recommended Dilutions:

IHC 1:50-1:500

Applications

Tested Applications:

IHC, ELISA

Species Specificity:

human, mouse, rat

Note-IHC: suggested antigen retrieval with TE buffer pH 9.0; (*) Alternatively, antigen retrieval may be performed with citrate buffer pH 6.0

Positive Controls:

IHC : human tonsillitis tissue, human gliomas tissue

Background Information

B-CELL CLL/LYMPHOMA 11A(BCL11A) is a highly conserved zinc finger gene. It acts as a myeloid and B-cell proto-oncogene, and may play key roles in leukemogenesis and hematopoiesis. It is an essential factor in lymphopoiesis, and required for B-cell formation in fetal liver. May function as a modulator of the transcriptional repression activity of ARP1. It is also involved in lymphoid malignancies through translocation or amplification events. It has recently been shown that BCL11A expression is inversely correlated with γ globin expression (PMID:21156846). This is a rabbit polyclonal antibody raised against part chain of N-terminal BCL11A of human origin. There are three isoforms of BCL11A: isoform1(773aa), isoform2(486aa) and isoform3(239aa)

Storage

Storage:

Store at -20°C. Stable for one year after shipment.

Storage Buffer:

PBS with 0.02% sodium azide and 50% glycerol pH 7.3.

Aliquoting is unnecessary for -20°C storage

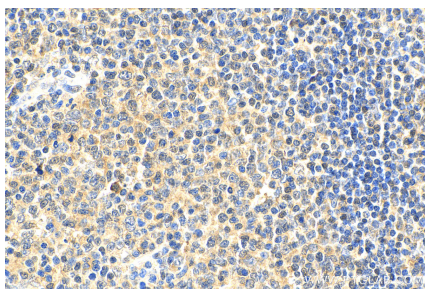
For technical support and original validation data for this product please contact:

T: 4006900926

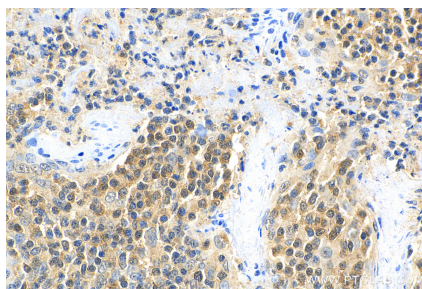
E: Proteintech-CN@ptglab.comW: ptgcn.com

This product is exclusively available under Proteintech Group brand and is not available to purchase from any other manufacturer.

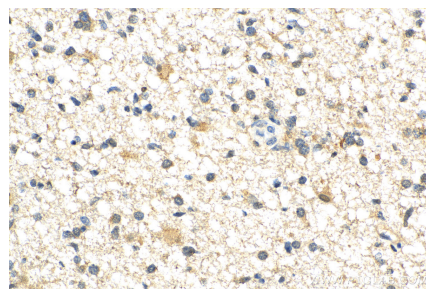
Selected Validation Data



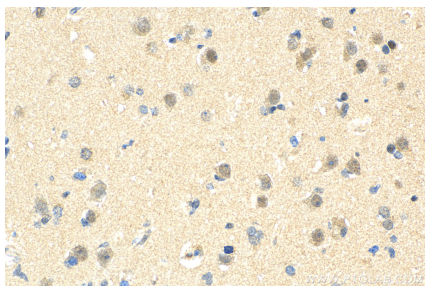
Immunohistochemical analysis of paraffin-embedded human tonsillitis tissue slide using 11613-1-AP (BCL11A antibody) at dilution of 1:200 (under 10x lens). Heat mediated antigen retrieval with Tris-EDTA buffer (pH 9.0).



Immunohistochemical analysis of paraffin-embedded human tonsillitis tissue slide using 11613-1-AP (BCL11A antibody) at dilution of 1:200 (under 40x lens). Heat mediated antigen retrieval with Tris-EDTA buffer (pH 9.0).



Immunohistochemical analysis of paraffin-embedded human gliomas tissue slide using 11613-1-AP (BCL11A antibody) at dilution of 1:200 (under 40x lens). Heat mediated antigen retrieval with Tris-EDTA buffer (pH 9.0).



Immunohistochemical analysis of paraffin-embedded human gliomas tissue slide using 11613-1-AP (BCL11A antibody) at dilution of 1:200 (under 10x lens). Heat mediated antigen retrieval with Tris-EDTA buffer (pH 9.0).