

For Research Use Only

LILRA2 Polyclonal antibody

Catalog Number: 11461-1-AP **2 Publications**



Basic Information

Catalog Number:

11461-1-AP

Size:

200 µg/ml

Source:

Rabbit

Isotype:

IgG

Immunogen Catalog Number:

AG2003

GenBank Accession Number:

BC017412

GeneID (NCBI):

11027

UNIPROT ID:

Q8N149

Full Name:

leukocyte immunoglobulin-like receptor, subfamily A (with TM domain), member 2

Calculated MW:

466 aa, 51 kDa

Observed MW:

53 kDa

Purification Method:

Antigen affinity purification

Recommended Dilutions:

WB 1:500-1:1000

IHC 1:20-1:200

Applications

Tested Applications:

IHC, WB, ELISA

Cited Applications:

WB

Species Specificity:

human, pig

Cited Species:

mouse, rat

Note-IHC: suggested antigen retrieval with TE buffer pH 9.0; (*) Alternatively, antigen retrieval may be performed with citrate buffer pH 6.0

Positive Controls:

WB : A549 cells, pig spleen tissue, HepG2 cells, THP-1 cells, human peripheral blood leukocytes

IHC : human tonsillitis tissue,

Background Information

Notable Publications

Author	Pubmed ID	Journal	Application
Qian Chen	34601223	Phytomedicine	WB
Alfredo Briones-Herrera	32315768	Free Radic Biol Med	WB

Storage

Storage:

Store at -20°C. Stable for one year after shipment.

Storage Buffer:

PBS with 0.02% sodium azide and 50% glycerol pH 7.3.

Aliquoting is unnecessary for -20°C storage

For technical support and original validation data for this product please contact:

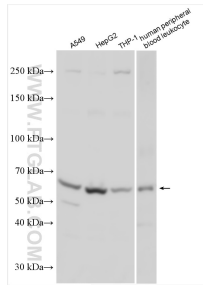
T: 4006900926

E: Proteintech-CN@ptglab.com

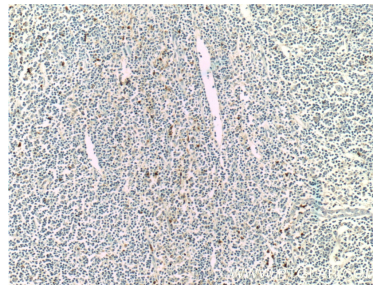
W: ptgcn.com

This product is exclusively available under Proteintech Group brand and is not available to purchase from any other manufacturer.

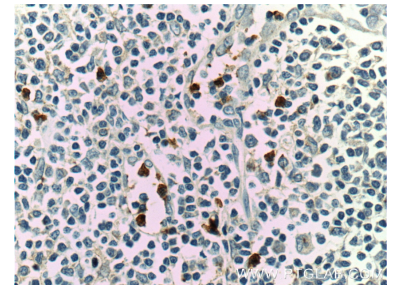
Selected Validation Data



Various lysates were subjected to SDS PAGE followed by western blot with 11461-1-AP (LILRA2 antibody) at dilution of 1:800 incubated at room temperature for 1.5 hours.



Immunohistochemical analysis of paraffin-embedded human tonsillitis tissue slide using 11461-1-AP (LILRA2 Antibody) at dilution of 1:200 (under 10x lens).



Immunohistochemical analysis of paraffin-embedded human tonsillitis tissue slide using 11461-1-AP (LILRA2 Antibody) at dilution of 1:200 (under 40x lens).