

CD7 Polyclonal antibody

Catalog Number: 11320-1-AP

Basic Information

Catalog Number:

11320-1-AP

Size:

133 µg/ml

Source:

Rabbit

Isotype:

IgG

Immunogen Catalog Number:

AG0486

GenBank Accession Number:

BC009293

GeneID (NCBI):

924

ENSEMBL Gene ID:

ENSG00000173762

UNIPROT ID:

P09564

Full Name:

CD7 molecule

Calculated MW:

240 aa, 25 kDa

Purification Method:

Antigen affinity purification

Recommended Dilutions:

IHC 1:50-1:500

IF-P 1:50-1:500

Applications

Tested Applications:

IHC, IF-P, ELISA

Species Specificity:

human

Note-IHC: suggested antigen retrieval with TE buffer pH 9.0; (*) Alternatively, antigen retrieval may be performed with citrate buffer pH 6.0

Positive Controls:

IHC : human tonsillitis tissue, human lung cancer tissue

IF-P : human tonsillitis tissue,

Background Information

CD7 is a 40 kD type I transmembrane glycoprotein expressed on thymocytes and mature T cells. It is the most reliable clinical marker of T-cell acute lymphocytic leukemia.

Storage

Storage:

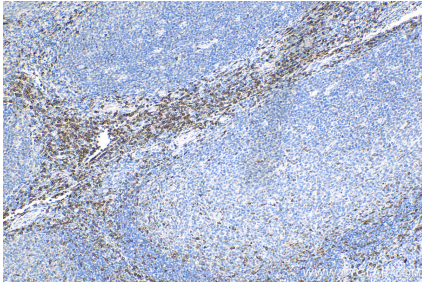
Store at -20°C. Stable for one year after shipment.

Storage Buffer:

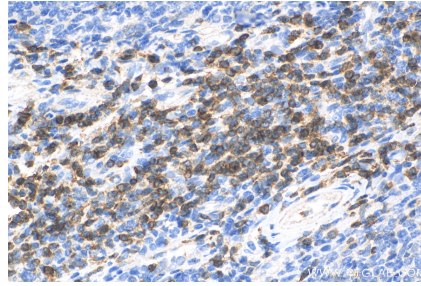
PBS with 0.02% sodium azide and 50% glycerol pH 7.3.

Aliquoting is unnecessary for -20°C storage

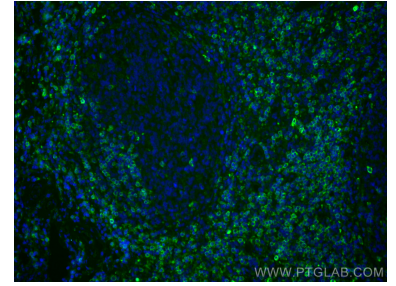
Selected Validation Data



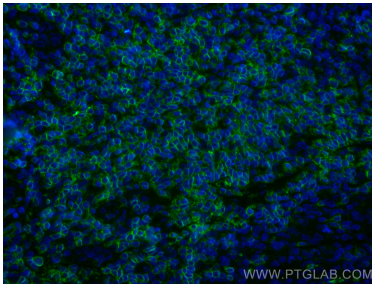
Immunohistochemical analysis of paraffin-embedded human tonsillitis tissue slide using 11320-1-AP (CD7 antibody) at dilution of 1:200 (under 10x lens). Heat mediated antigen retrieval with Tris-EDTA buffer (pH 9.0).



Immunohistochemical analysis of paraffin-embedded human tonsillitis tissue slide using 11320-1-AP (CD7 antibody) at dilution of 1:200 (under 40x lens). Heat mediated antigen retrieval with Tris-EDTA buffer (pH 9.0).



Immunofluorescent analysis of (4% PFA) fixed human tonsillitis tissue using CD7 antibody (11320-1-AP) at dilution of 1:200 and CoraLite®488-Conjugated AffiniPure Goat Anti-Rabbit IgG(H+L).



Immunofluorescent analysis of (4% PFA) fixed human tonsillitis tissue using CD7 antibody (11320-1-AP) at dilution of 1:200 and CoraLite®488-Conjugated AffiniPure Goat Anti-Rabbit IgG(H+L).