

For Research Use Only

DNAJC7 Polyclonal antibody, PBS Only

Catalog Number: 11090-1-PBS

Featured Product



Basic Information

Catalog Number:

11090-1-PBS

Concentration:

1 mg/ml

Source:

Rabbit

Isotype:

IgG

Immunogen Catalog Number:

AG1572

GenBank Accession Number:

BC011837

GeneID (NCBI):

7266

UNIPROT ID:

Q99615

Full Name:

DnaJ (Hsp40) homolog, subfamily C, member 7

Calculated MW:

56 kDa

Observed MW:

56 kDa

Purification Method:

Antigen affinity purification

Applications

Tested Applications:

WB, IHC, IF/ICC, IP, Indirect ELISA

Species Specificity:

human, mouse

Background Information

DnaJC7, otherwise referred to as Tpr2 or CCRP, is a conserved, type of J protein that is highly expressed within the brain. DnaJC7 has been found to modulate the flow of substrates from Hsp70 to Hsp90, providing a control mechanism in proteins such as glucocorticoids and progesterone receptor.

Storage

Storage:

Store at -80°C.

The product is shipped with ice packs. Upon receipt, store it immediately at -80°C

Storage Buffer:

PBS only, pH7.3

For technical support and original validation data for this product please contact:

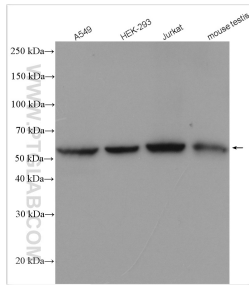
T: 4006900926

E: Proteintech-CN@ptglab.com

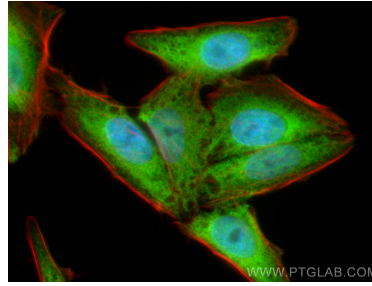
W: ptgcn.com

This product is exclusively available under Proteintech Group brand and is not available to purchase from any other manufacturer.

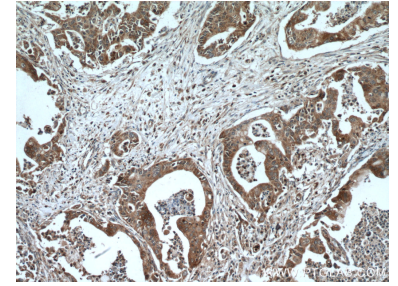
Selected Validation Data



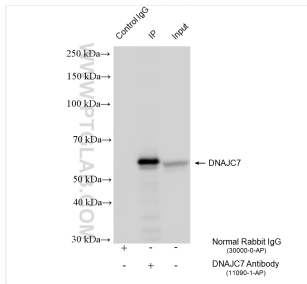
Various lysates were subjected to SDS PAGE followed by western blot with 11090-1-AP (DNAJC7 antibody) at dilution of 1:2000 incubated at room temperature for 1.5 hours. This data was developed using the same antibody clone with 11090-1-PBS in a different storage buffer formulation.



Immunofluorescent analysis of (4% PFA) fixed HepG2 cells using DNAJC7 antibody (11090-1-AP) at dilution of 1:400 and CoraLite® 488-Conjugated AffiniPure Goat Anti-Rabbit IgG(H+L), CL594-Phalloidin (red). This data was developed using the same antibody clone with 11090-1-PBS in a different storage buffer formulation.



Immunohistochemical analysis of paraffin-embedded human pancreas cancer tissue slide using 11090-1-AP (DNAJC7 antibody) at dilution of 1:200 (under 10x lens. Heat mediated antigen retrieval with Tris-EDTA buffer (pH 9.0). This data was developed using the same antibody clone with 11090-1-PBS in a different storage buffer formulation.



IP result of anti-DNAJC7 (IP:11090-1-AP, 4ug; Detection:11090-1-AP 1:8000) with HEK-293 cells lysate 1440 ug. This data was developed using the same antibody clone with 11090-1-PBS in a different storage buffer formulation.