

For Research Use Only

DMAP1 Polyclonal antibody

Catalog Number: 10411-1-AP

Featured Product

6 Publications



Basic Information

Catalog Number:

10411-1-AP

Size:

400 ug/ml

Source:

Rabbit

Isotype:

IgG

Immunogen Catalog Number:

AG0665

GenBank Accession Number:

BC002855

GeneID (NCBI):

55929

UNIPROT ID:

Q9NPF5

Full Name:

DNA methyltransferase 1 associated protein 1

Calculated MW:

53 kDa

Observed MW:

53-60 kDa

Purification Method:

Antigen affinity purification

Recommended Dilutions:

WB 1:1000-1:4000

IP 0.5-4.0 ug for 1.0-3.0 mg of total protein lysate

IHC 1:250-1:1000

Applications

Tested Applications:

WB, IHC, IP, ELISA

Cited Applications:

WB, ChIP, RIP

Species Specificity:

human, mouse

Cited Species:

human, mouse

Note-IHC: suggested antigen retrieval with TE buffer pH 9.0; (*) Alternatively, antigen retrieval may be performed with citrate buffer pH 6.0

Positive Controls:

WB: COLO 320 cells, HeLa cells, NIH/3T3 cells

IP: COLO 320 cells,

IHC: human intrahepatic cholangiocarcinoma tissue,

Background Information

DMAP1 (DNA methyltransferase 1-associated protein 1) a component of the NuA4 histone acetyltransferase complex, was originally identified as an interacting molecule with DNA methyltransferase 1 (DNMT1) which co-localizes with PCNA at DNA replication foci. DMAP1 is required for DNA repair and acts against genomic instability. DMAP1 is widely implicated in transcription repression and activation via its interaction with multiple targets including histone deacetylase2 (HDAC2). The antibody reacts specifically with DMAP1 protein.

Notable Publications

Author	Pubmed ID	Journal	Application
Yue Ming	36327957	Psychiatry Investig	ChIP, RIP
Jinbeom Heo	31709755	EMBO Mol Med	WB
Poshen B Chen	26551076	Nat Struct Mol Biol	

Storage

Storage:

Store at -20°C. Stable for one year after shipment.

Storage Buffer:

PBS with 0.02% sodium azide and 50% glycerol pH 7.3.

Aliquoting is unnecessary for -20°C storage

For technical support and original validation data for this product please contact:

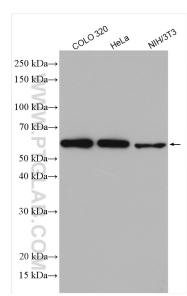
T: 4006900926

E: Proteintech-CN@ptglab.com


W: ptgcn.com

This product is exclusively available under Proteintech Group brand and is not available to purchase from any other manufacturer.

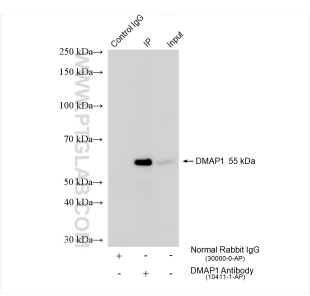
Selected Validation Data



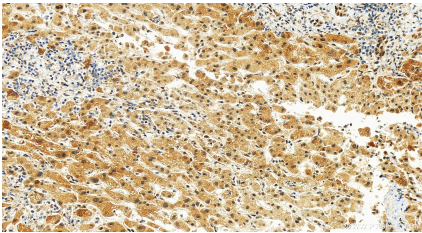
Various lysates were subjected to SDS PAGE followed by western blot with 10411-1-AP (DMAP1 antibody) at dilution of 1:2000 incubated at room temperature for 1.5 hours.



NIH/3T3 cells were subjected to SDS PAGE followed by western blot with 10411-1-AP (DMAP1 Antibody) at dilution of 1:1000 incubated at room temperature for 1.5 hours.



IP result of anti-DMAP1 (IP:10411-1-AP, 4ug; Detection:10411-1-AP 1:1000) with COLO 320 cells lysate 2320 ug.



Immunohistochemical analysis of paraffin-embedded human intrahepatic cholangiocarcinoma tissue slide using 10411-1-AP (DMAP1 antibody) at dilution of 1:500 (under 20x lens). Heat mediated antigen retrieval with Tris-EDTA buffer (pH 9.0).