

For Research Use Only

# COQ6 Monoclonal antibody

Catalog Number: 67162-1-Ig



## Basic Information

Catalog Number:

67162-1-Ig

Size:

2100 µg/ml

Source:

Mouse

Isotype:

IgG1

Immunogen Catalog Number:

AG28991

GenBank Accession Number:

BC014181

GeneID (NCBI):

51004

UNIPROT ID:

Q9Y2Z9

Full Name:

coenzyme Q6 homolog,  
monooxygenase (S. cerevisiae)

Calculated MW:

468 aa, 51 kDa

Observed MW:

51 kDa

Purification Method:

Protein G purification

CloneNo.:

2F5B1

Recommended Dilutions:

WB 1:1000-1:5000

IHC 1:250-1:1000

## Applications

Tested Applications:

IHC, WB, ELISA

Species Specificity:

Human, Mouse, Rat, Pig

**Note-IHC: suggested antigen retrieval with TE buffer pH 9.0; (\*) Alternatively, antigen retrieval may be performed with citrate buffer pH 6.0**

Positive Controls:

WB: human heart tissue, mouse brain tissue, pig brain tissue, pig heart tissue, rat heart tissue

IHC: rat heart tissue, human liver cancer tissue

## Background Information

### Storage

Storage:

Store at -20°C.

Storage Buffer:

PBS with 0.02% sodium azide and 50% glycerol pH 7.3.

Aliquoting is unnecessary for -20°C storage

For technical support and original validation data for this product please contact:


T: 4006900926

E: Proteintech-CN@ptglab.com

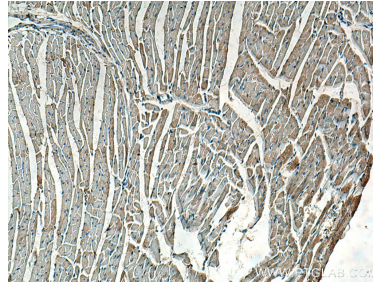
W: ptgcn.com

This product is exclusively available under Proteintech Group brand and is not available to purchase from any other manufacturer.

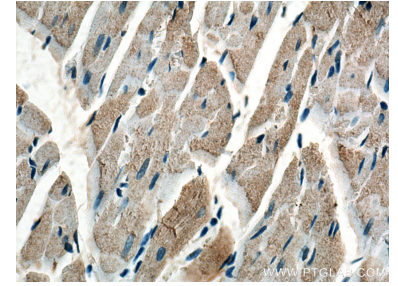
## Selected Validation Data



human heart tissue were subjected to SDS PAGE followed by western blot with 67162-1-Ig (COQ6 antibody) at dilution of 1:5000 incubated at room temperature for 1.5 hours.



Immunohistochemical analysis of paraffin-embedded rat heart tissue slide using 67162-1-Ig (COQ6 antibody) at dilution of 1:500 (under 10x lens). Heat mediated antigen retrieval with Tris-EDTA buffer (pH 9.0).



Immunohistochemical analysis of paraffin-embedded rat heart tissue slide using 67162-1-Ig (COQ6 antibody) at dilution of 1:500 (under 40x lens). Heat mediated antigen retrieval with Tris-EDTA buffer (pH 9.0).