

For Research Use Only

CDK7 Polyclonal antibody

Catalog Number: 27027-1-AP

3 Publications



Basic Information

Catalog Number:

27027-1-AP

Size:

500 µg/ml

Source:

Rabbit

Isotype:

IgG

Immunogen Catalog Number:

AG25726

GenBank Accession Number:

BC005298

GeneID (NCBI):

1022

UNIPROT ID:

P50613

Full Name:

cyclin-dependent kinase 7

Calculated MW:

39 kDa

Observed MW:

39 kDa

Purification Method:

Antigen affinity purification

Recommended Dilutions:

WB 1:1000-1:4000

IHC 1:50-1:500

Applications

Tested Applications:

IHC, WB, ELISA

Cited Applications:

WB

Species Specificity:

human, mouse

Cited Species:

human, mouse

Note-IHC: suggested antigen retrieval with TE buffer pH 9.0; (*) Alternatively, antigen retrieval may be performed with citrate buffer pH 6.0

Positive Controls:

WB : HepG2 cells, MCF-7 cells, mouse embryo tissue

IHC : human breast cancer tissue,

Background Information

Notable Publications

Author	Pubmed ID	Journal	Application
Zhe Yang	36229075	Genes Dev	WB
Xiaobin Fei	36439418	Front Oncol	WB
Chen-Song Huang	34405985	ACS Nano	WB

Storage

Storage:

Store at -20°C. Stable for one year after shipment.

Storage Buffer:

PBS with 0.02% sodium azide and 50% glycerol pH 7.3.

Aliquoting is unnecessary for -20°C storage

For technical support and original validation data for this product please contact:

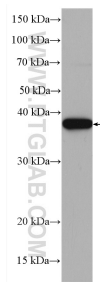
T: 4006900926

E: Proteintech-CN@ptglab.com

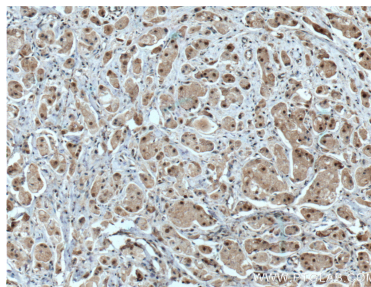
W: ptgcn.com

This product is exclusively available under Proteintech Group brand and is not available to purchase from any other manufacturer.

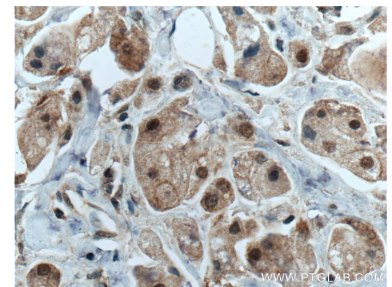
Selected Validation Data



HepG2 cells were subjected to SDS PAGE followed by western blot with 27027-1-AP (CDK7 antibody) at dilution of 1:2000 incubated at room temperature for 1.5 hours.



Immunohistochemical analysis of paraffin-embedded human breast cancer tissue slide using 27027-1-AP (CDK7 Antibody) at dilution of 1:200 (under 10x lens). Heat mediated antigen retrieval with Tris-EDTA buffer (pH 9.0).



Immunohistochemical analysis of paraffin-embedded human breast cancer tissue slide using 27027-1-AP (CDK7 Antibody) at dilution of 1:200 (under 40x lens). Heat mediated antigen retrieval with Tris-EDTA buffer (pH 9.0).