

AARSD1 Polyclonal antibody

Catalog Number: 14900-1-AP

Basic Information

Catalog Number:

14900-1-AP

Size:

400 µg/ml

Source:

Rabbit

Isotype:

IgG

Immunogen Catalog Number:

AG6692

GenBank Accession Number:

BC004172

GeneID (NCBI):

80755

UNIPROT ID:

Q9BTE6

Full Name:

alanyl-tRNA synthetase domain
containing 1

Calculated MW:

45 kDa

Observed MW:

45 kDa

Purification Method:

Antigen affinity purification

Recommended Dilutions:

WB 1:500-1:1000

IHC 1:50-1:500

Applications

Tested Applications:

IHC, WB, ELISA

Species Specificity:

human, mouse, rat

**Note-IHC: suggested antigen retrieval with
TE buffer pH 9.0; (*) Alternatively, antigen
retrieval may be performed with citrate
buffer pH 6.0**

Positive Controls:

WB : mouse brain tissue, mouse testis tissue

IHC : mouse kidney tissue, mouse testis tissue

Background Information

AARSD1(Alanyl-tRNA synthetase domain-containing protein 1) is also named as alanyl-tRNA editing protein Aarsd1 and belongs to the class-II aminoacyl-tRNA synthetase family. It plays a role in prevention of synthesis of proteins containing errors (mistranslation)(PMID:18172502). It has 3 isoforms produced by alternative splicing with the molecular weight of 45 kDa, 59 kDa and 66 kDa.

Storage

Storage:

Store at -20°C. Stable for one year after shipment.

Storage Buffer:

PBS with 0.02% sodium azide and 50% glycerol pH 7.3.

Aliquoting is unnecessary for -20°C storage

For technical support and original validation data for this product please contact:

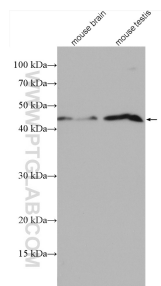
T: 4006900926

E: Proteintech-CN@ptglab.com

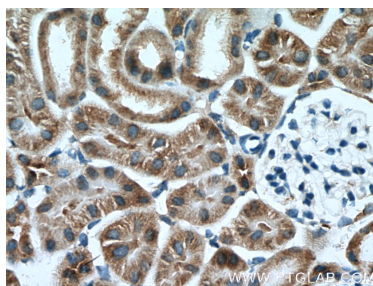
W: ptgcn.com

This product is exclusively available under Proteintech Group brand and is not available to purchase from any other manufacturer.

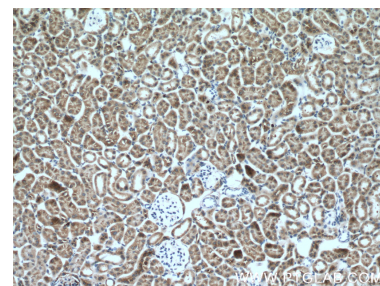
Selected Validation Data



Various lysates were subjected to SDS PAGE followed by western blot with 14900-1-AP (AARSD1 antibody) at dilution of 1:800 incubated at room temperature for 1.5 hours.



Immunohistochemical analysis of paraffin-embedded mouse kidney tissue slide using 14900-1-AP (AARSD1 antibody) at dilution of 1:200 (under 40x lens. Heat mediated antigen retrieval with Tris-EDTA buffer (pH 9.0).



Immunohistochemical analysis of paraffin-embedded mouse kidney tissue slide using 14900-1-AP (AARSD1 antibody) at dilution of 1:200 (under 10x lens. Heat mediated antigen retrieval with Tris-EDTA buffer (pH 9.0).