

For Research Use Only

MAGEA1 Polyclonal antibody

Catalog Number: 12233-1-AP



Basic Information

Catalog Number:

12233-1-AP

Size:

220 µg/ml

Source:

Rabbit

Isotype:

IgG

Immunogen Catalog Number:

AG2871

GenBank Accession Number:

BC017555

GeneID (NCBI):

4100

UNIPROT ID:

P43355

Full Name:

melanoma antigen family A, 1
(directs expression of antigen MZ2-E)

Calculated MW:

309 aa, 34 kDa

Observed MW:

43 kDa

Purification Method:

Antigen affinity purification

Recommended Dilutions:

WB 1:500-1:1000

IHC 1:20-1:200

Applications

Tested Applications:

IHC, WB, ELISA

Species Specificity:

human

Note-IHC: suggested antigen retrieval with TE buffer pH 9.0; (*) Alternatively, antigen retrieval may be performed with citrate buffer pH 6.0

Positive Controls:

WB : A375 cells,

IHC : human testis tissue,

Background Information

Storage

Storage:

Store at -20°C. Stable for one year after shipment.

Storage Buffer:

PBS with 0.02% sodium azide and 50% glycerol pH 7.3.

Aliquoting is unnecessary for -20°C storage

For technical support and original validation data for this product please contact:

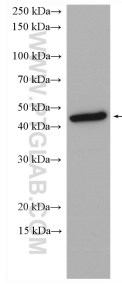
T: 4006900926

E: Proteintech-CN@ptglab.com

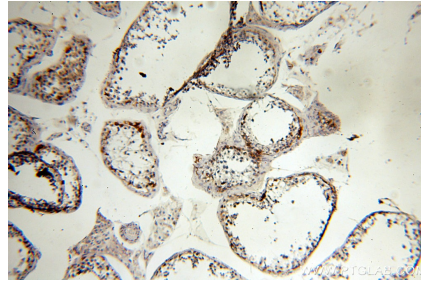
W: ptgcn.com

This product is exclusively available under Proteintech Group brand and is not available to purchase from any other manufacturer.

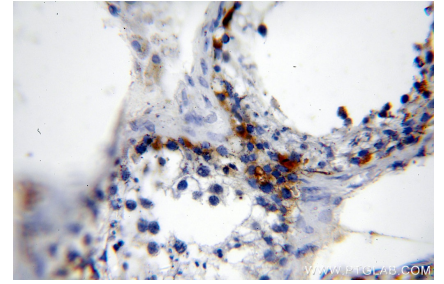
Selected Validation Data



A375 cells were subjected to SDS PAGE followed by western blot with 12233-1-AP (MAGEA1 antibody) at dilution of 1:600 incubated at room temperature for 1.5 hours.



Immunohistochemical analysis of paraffin-embedded human testis using 12233-1-AP (MAGEA1 antibody) at dilution of 1:100 (under 10x lens).



Immunohistochemical analysis of paraffin-embedded human testis using 12233-1-AP (MAGEA1 antibody) at dilution of 1:100 (under 40x lens).