

For Research Use Only

Transgelin 2 Polyclonal antibody

Catalog Number: 10234-2-AP

Featured Product

21 Publications



Basic Information

Catalog Number:

10234-2-AP

Size:

350 µg/ml

Source:

Rabbit

Isotype:

IgG

Immunogen Catalog Number:

AG0337

GenBank Accession Number:

BC002616

GeneID (NCBI):

8407

UNIPROT ID:

P37802

Full Name:

transgelin 2

Calculated MW:

199 aa, 22 kDa

Observed MW:

22 kDa

Purification Method:

Antigen affinity purification

Recommended Dilutions:

WB 1:500-1:1000

IF 1:20-1:200

Applications

Tested Applications:

IF/ICC, WB, ELISA

Cited Applications:

WB, IP, IF, IHC, ELISA

Species Specificity:

human

Cited Species:

human, mouse

Positive Controls:

WB : human heart tissue, HEK-293 cells, T-47D cells

IF : HepG2 cells,

Background Information

The transgelin family is a group of proteins that belong to 22 kDa actin-related corpnin superfamily. Of all three isoforms, transgelin 1 is the best characterized. Transgelin 1, also known as SM22 alpha, is a specific marker for differentiated smooth muscle cells. Transgelin 2, also known as SM22 beta, is expressed by both smooth muscle and non-smooth muscle cells in a temporally and spatially regulated pattern. Transgelin 3, also known as NP25, is only found in highly differentiated neuronal cells. This antibody was generated against full length transgelin 2 protein. It may cross react with other two transgelins based on the sequence similarity.

Notable Publications

Author	Pubmed ID	Journal	Application
Rong Ding	34553339	J Physiol Biochem	WB, IP, IHC
In-Gyu Kim	30191639	Cancer Sci	WB, IHC, IF
Shaojian Lin	33123464	Front Oncol	WB

Storage

Storage:

Store at -20°C. Stable for one year after shipment.

Storage Buffer:

PBS with 0.02% sodium azide and 50% glycerol pH 7.3.

Aliquoting is unnecessary for -20°C storage

For technical support and original validation data for this product please contact:


T: 4006900926

E: Proteintech-CN@ptglab.com

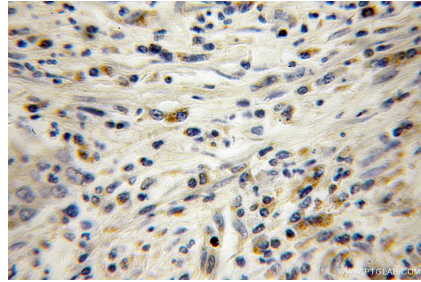
W: ptgcn.com

This product is exclusively available under Proteintech Group brand and is not available to purchase from any other manufacturer.

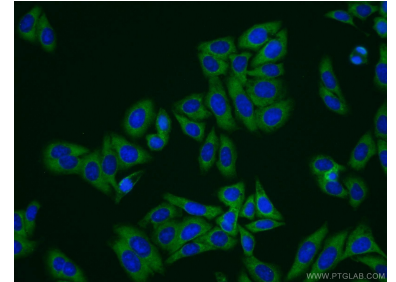
Selected Validation Data



human heart tissue were subjected to SDS PAGE followed by western blot with 10234-2-AP (Transgelin 2 antibody) at dilution of 1:600 incubated at room temperature for 1.5 hours.



Immunohistochemical analysis of paraffin-embedded human colon cancer using 10234-2-AP (Transgelin 2 antibody) at dilution of 1:100 (under 10x lens).



Immunofluorescent analysis of HepG2 cells using 10234-2-AP (Transgelin 2 antibody) at dilution of 1:50 and Alexa Fluor 488-conjugated AffiniPure Goat Anti-Rabbit IgG(H+L).